## A – Nutzstiche

Stiche zum Nähen und Stopfen von Kleidungsstücken.

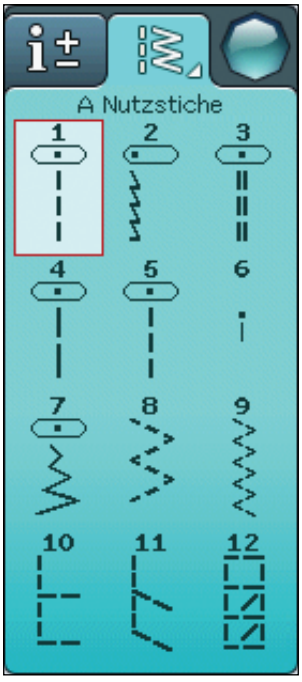











## B – Satinstiche

Für dekorative Nähte und Applikationen.




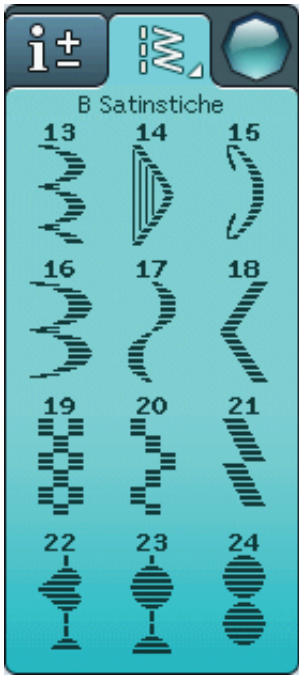


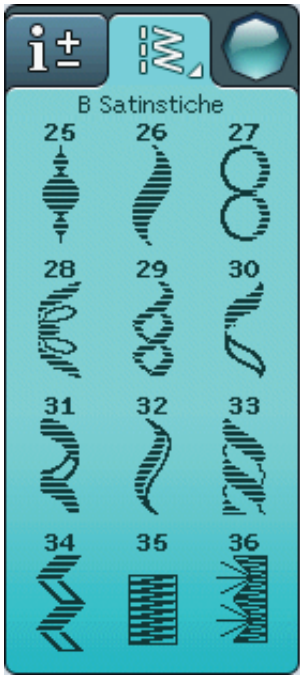


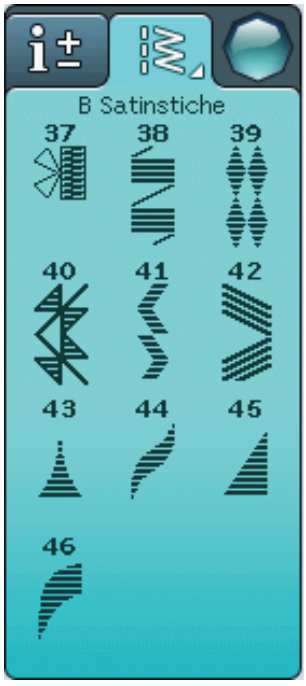

## C – Nostalgiestiche

Für Hohlsäume und Smokeffekte sowie zum Annähen von Spitze und Bändern. Mit einer Wingnadel verwendbar.

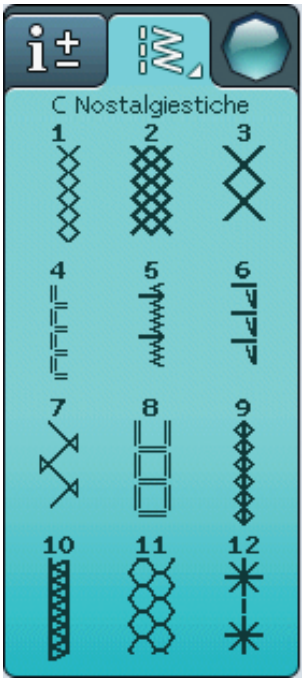


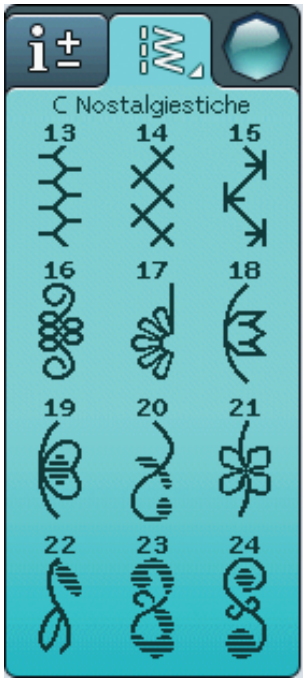


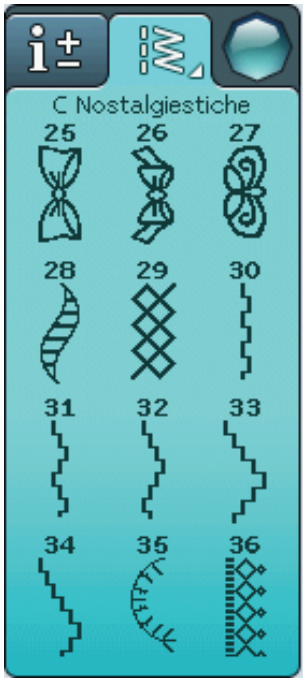


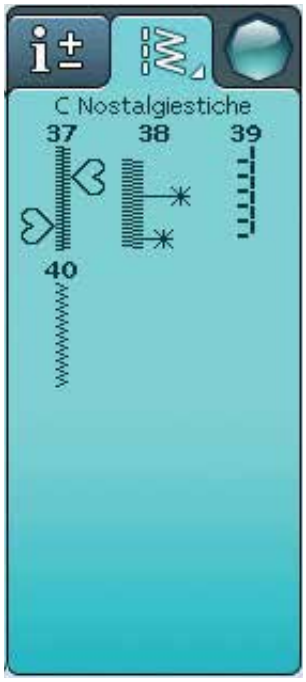


## D – Quiltstiche

Stiche für alle Quilttechniken.

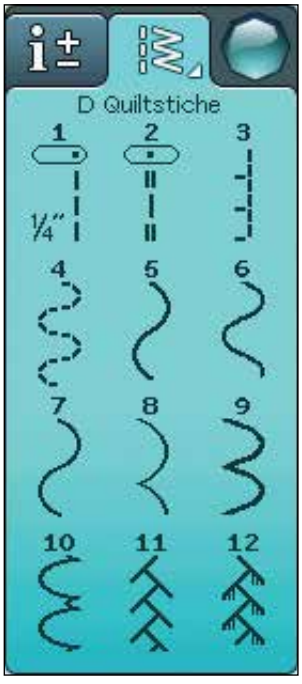


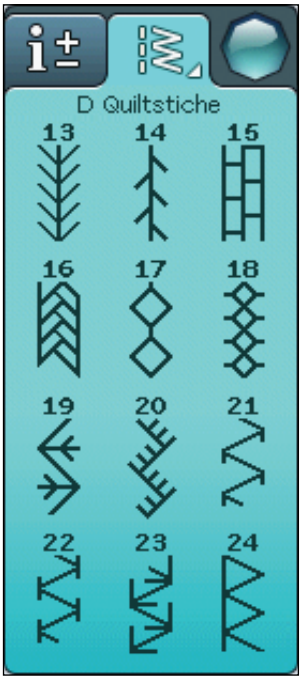


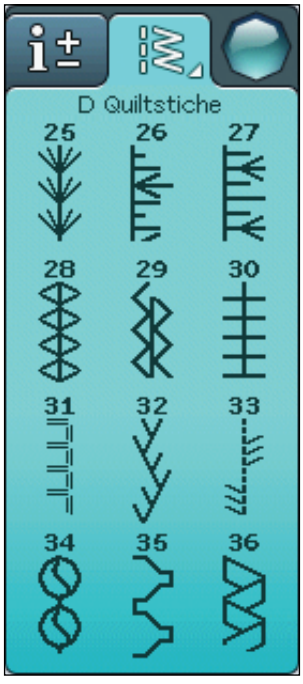




## E – Retro-Stiche

Eine Auswahl an Quiltstichen für dekoratives Nähen und Crazy Patch.







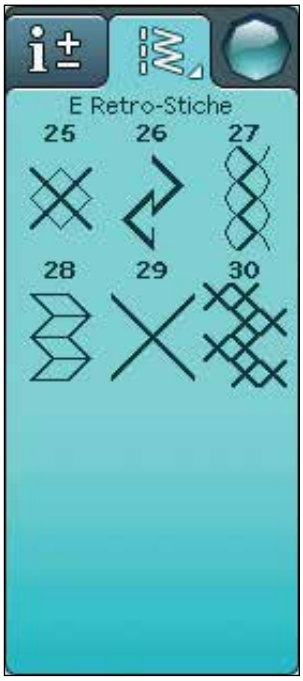


## F – Zierstiche

Für Ziernähte.








## G - Omnimotion-Stiche

Nähen Sie dekorative Seitwärtsstiche mit dem Nähfuß S.

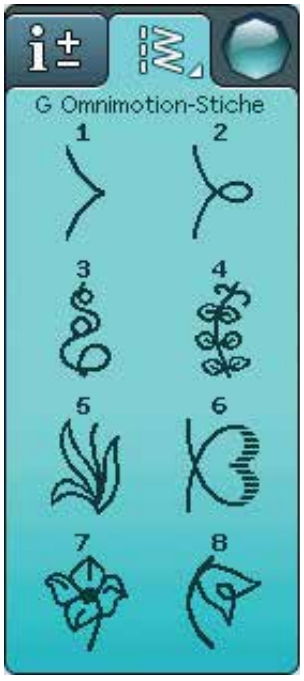





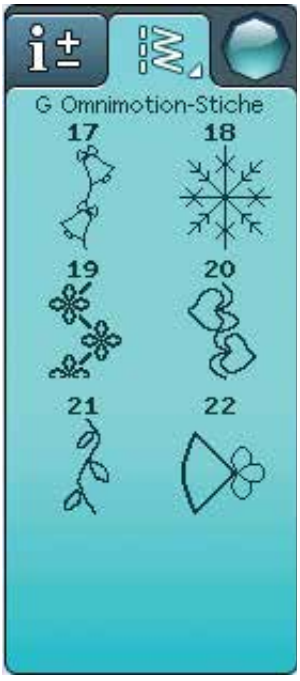


## H – Spezialstiche

Zum Nähen mit Spezialtechniken, einschließlich Candlewicking und Kanten. Eventuell ist zusätzliches Zubehör erforderlich. Verwenden Sie die Schnellhilfe für ausführliche Informationen.







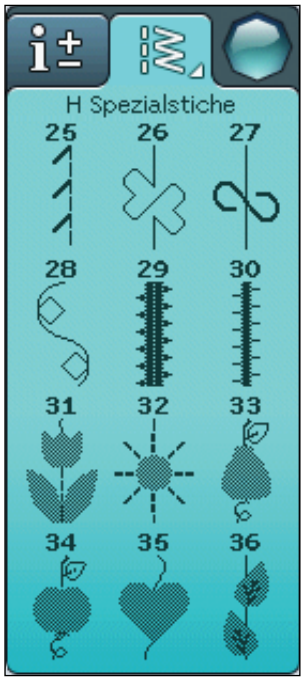


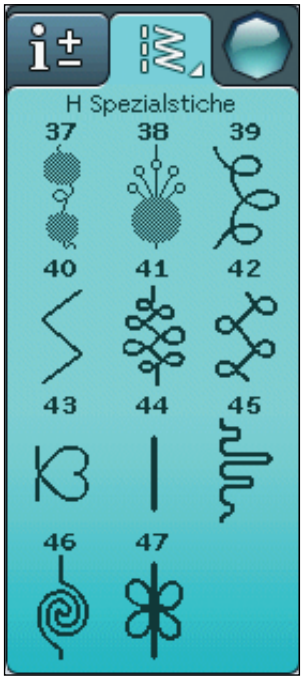

### J – Tapering-Stiche

Diese Stiche sind fürs Tapering geeignet.

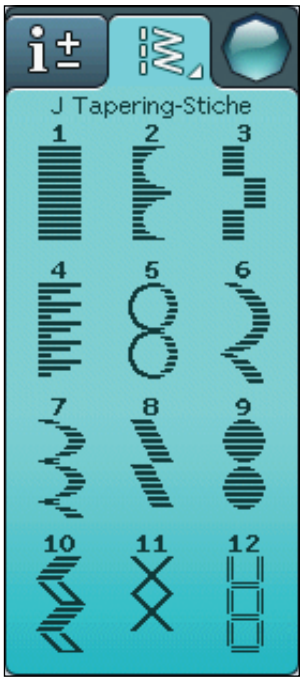


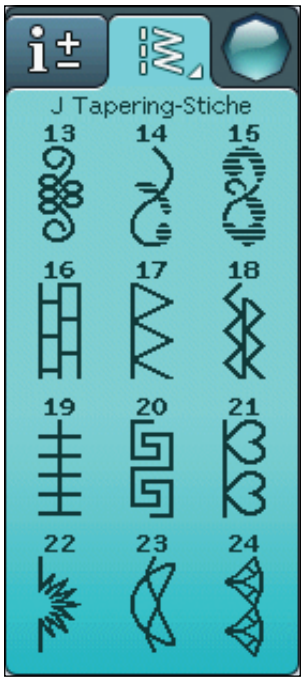


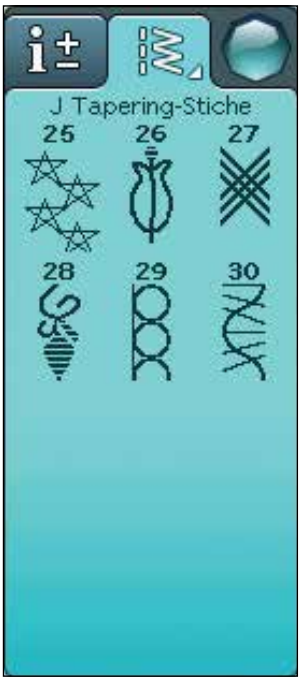


## SCHRIFTEN

### Block

ABCDEFGHIJKLMNOPQRSTUÜVWXYZÅÄÖ – ␣
abcdefghijklmnopqrstuüvwxyzåäö . , ␣
1 2 3 4 5 6 7 8 9 0 Æ æ Ø ø à á ç ë è é ê í ó ù ú Ñ ñ ß & ? ! ' @

### Brush Line

ABCDEFGHIJKLMNOPQRSTUÜVWXYZÅÄÖ – ␣
abcdefghijklmnopqrstuüvwxyzåäö . , ␣
1 2 3 4 5 6 7 8 9 0 Æ æ Ø ø à á ç ë è é ê í ó ù ú Ñ ñ ß & ? ! ' @

### Script

ABCDEFGHIJKLMNOPQRSTUÜVWXYZÅÄÖ – ␣
abcdefghijklmnopqrstuüvwxyzåäö . , ␣
1 2 3 4 5 6 7 8 9 0 Æ æ Ø ø à á ç ë è é ê í ó ù ú Ñ ñ ß & ? ! ' @

### Cyrillic und Hiragana

Russisches und japanisches Alphabet. Schriftarten siehe Tastbildschirm.